

ACCESSORIES

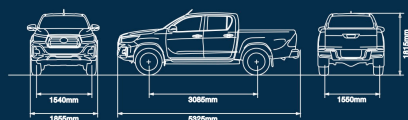


SPECIFICATIONS

Grade		Adventure Grade	
Drive Train		4x4	
Dimensions & Weight			
Overall	L x W x H	mm	5,325 x 1,855 x 1,815
Wheelbase		mm	3,085
Tread	Front / Rear	mm	1,540 / 1,550
Minimum Running Ground Clearance		mm	310
Minimum Turning Radius	Tire	m	6.4
Gross Vehicle Weight	Total min. Options	kg	2,910
Curb Weight	Total min. Options	kg	2,075
	Total max. Options	kg	2,110
Seating Capacity	Persons		5
Deck Size	L x W x H	mm	1,571 x 1,646 x 485
Engine			
Engine Model Code	1GD-FTV (2.8-liter V6 Turbo Diesel With Inter Cooler)		
Engine Type	4-cylinders, In-line Type 16-valve DOHC		
Displacement	c.c.		2,755
Bore x Stroke	mm		92.0 x 103.6
Compression Ratio			15.6
Max. Output (SAE net)	kW/rpm		150 / 3,400
Max. Torque (SAE net)	Nm/rpm		500 / 1,600-2,800
Fuel System	Fuel Injection		
Fuel Type	Diesel		
Fuel Tank Capacity	Liters		80
Chassis			
Transmission Type	6-Speed Automatic Transmission		
Suspension	Front / Rear	Double Wishbone / Leaf Spring Rigid Axle	
Brake Type	Front / Rear	Ventilated Disc Brake With Fixed Caliper 4-cylinder / Leading-trailing Drum Brake	
Tires	265 / 60R18		
Wheels	Aluminum Wheel (Exclusively Adventure Grade)		
Steering Gear Type	Rack & Pinion		

Standard Equipment (Exterior)		LED (Exclusively Adventure grade)
Headlamps		With (LED)
Front Fog & Driving Lamp		With
Daytime Running Light System		LED
Rear Combination Lamps		Adventure Black Paint (Electric Remote + Retractable + Sideburn + Welcome Light)
Outside Rear View Mirror		With (Front + Rear)
Mudguard		With
Deck Bar		With
Bed Liner		With
Standard Equipment (Interior)		
Steering Switch	Audio & Tel & Voice Recognition + Multi-information Display + Adaptive Cruise Control + Lane Departure Alert	
Steering Column	Tilt & Telescopic Electric Lock	
Drive Mode Switch	With (Eco + Power)	
Part-time Transfer Switch	Switch (2WD-4WD)	
Cruise Control	Adaptive Cruise Control	
Multi-information Display	With (Color TFT)	
Economy Meter	With (Eco Lamp + Zone Display)	
Front Seat	Power Driver Seat	
Rear Seat	60:40 Separate, Tip-up	
Seat Cover Material	Leather (Exclusively Adventure grade)	
Audio System	8-inch Display Audio (Apple CarPlay™ + Android Auto™) 6 speakers	
Speaker System	Automatic Dual Air Conditioner	
Air Conditioning	Push Start Switch	
Starting System	With (Smart Entry System + Answer Back System)	
Wireless Door Lock	DC 12V x 2	
Accessory Connector		
Safety System		
Toyota Safety Sense	Pre-collision System (PCS)	With
	Dynamic Radar Cruise Control (DRCC)	With
Downhill Assist Control (DAC)	Lane Departure Alert (LDA)	With
		With
Limited Slip Differential (LSD)		With
SRS Airbags	Driver + Passenger, Driver's Knee, Side, Curtain-shield	
Anti-lock Brake System (ABS)	With	
Vehicle Stability Control (VSC)	With	
Hill-start Assist Control (HAC)	With	
Trailer Sway Control (TSC)	With	
Emergency Brake signal	With	
Clearance & Back Sonar	With	
Back Monitor	With	

EXTERIOR COLORS



OFFICIAL DEALER



Specifications may vary from model (s) shown. Please contact the official dealer for more information.
www.toyota-myanmar.com



HILUX

ADVENTURE

PREMIUM EXCITEMENT



TOYOTA MYANMAR SALES (TMYS)

DESIGN & COMFORT

WITH OUTSTANDING PERFORMANCE AND DESIGN



Wheels

Exclusive 18 inch aluminium wheels in machined-black finish, together with the large overfenders, provide a sure footed, go-anywhere look for the Adventure Grade.



LED Headlamps and Fog Lamps

LED headlamps and LED fog lamps are combined in a tough, black-out themed front fascia.



Bed Liner and Deck Bar

The black deck bar and bed liner help enhance the looks and functionality of the cargo bed.



Interior Design

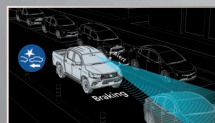
Perforated leather seats and exclusive use of black metallic and black chrome ornamentation enhance the sporty atmosphere.

SAFETY

WORLD CLASS SAFETY TECHNOLOGY FOR MAXIMUM PEACE OF MIND

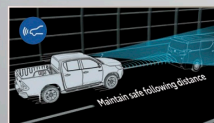


Pre-collision System (PCS)
Dynamic Radar Cruise Control (DRCC)
Lane Departure Alert (LDA)



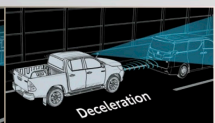
Pre-collision System (PCS)

Detects vehicles on the road ahead by using millimeter-wave radar and camera sensors and applies the brakes to help minimize collision damage.



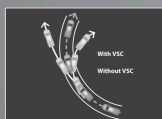
Dynamic Radar Cruise Control (DRCC)

Keeps the vehicle traveling at a preset speed and automatically adjusts the speed to maintain a safe distance from the vehicle in front.



Lane Departure Alert (LDA)

Detects white lane division lines on the road with a camera. In the event of a possible lane departure, LDA helps prevent unintentional lane changes by warning the driver with a buzzer and indicator.




Vehicle Stability Control (VSC)




Anti-Lock Braking System (ABS)



Hill-Start Assist Control (HAC)



Emergency Brake Signal



Downhill Assist Control (DAC)



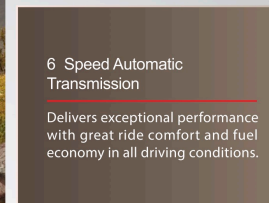
PERFORMANCE

EXCEPTIONAL POWER, OUTSTANDING PERFORMANCE



Drive Mode Switch

Allows the driver to select ECO mode for optimum economy or POWER mode for enhanced acceleration.



6 Speed Automatic Transmission


Delivers exceptional performance with great ride comfort and fuel economy in all driving conditions.



1 GD - FTV

Turbo diesel engines feature direct fuel injection by common rail into the cylinders. This precisely controls the air-fuel ratio, contributing to the excellent response and fuel efficiency.

2.8-liter VN Turbo Diesel
with Inter Cooler
150kW/3400rpm
500Nm/1600-2800rpm



Part-time Transfer Switch

Highlighting driver-friendly operation, you can switch between 2WD and 4WD by simply turning the dial switch, even while moving.



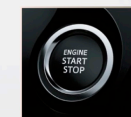
UTILITY

LUXURY IN DETAILS, WHERE ELEGANCE MEETS COMFORT



8 inch Display Audio

New 8 inch display audio unit is equipped.
- Enlarged screen (8 inch)
- Mechanical buttons and dials for enhanced operability
- Supports Apple CarPlay™/Android Auto™




Push Start

Lets you start the engine simply by pushing a button.



Power Driver Seat

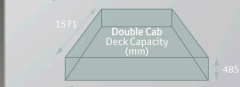
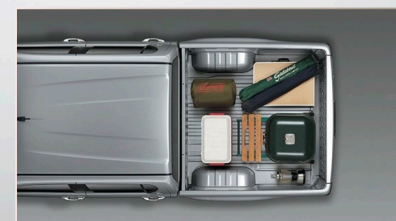
Exclusively designed double cab front seats provide a tough appearance as well as ample support. In addition, Adventure Grade model is equipped with perforated leather seats.



Meters



Air Conditioner



Spacious Deck

Effective length and width of the deck realize great usability when carrying a wide range of cargo.